




Shielded Power Inductors – SLC1480



- Requires a mere quarter square inch of board space
- Handles current as high as 130 A.
- Ideal for use in multi-phase VRM/VRD regulators

Designer's Kit C467 contains 3 each of select values.

Core material Ferrite

Terminations RoHS compliant matte tin over nickel over copper. Other terminations available at additional cost.

Weight 5.25 g

Ambient temperature -40°C to +85°C with (40°C rise) Irms current.

Maximum part temperature +125°C (ambient + temp rise). [Derating](#).

Storage temperature Component: -40°C to +125°C.

Tape and reel packaging: -40°C to +80°C

Resistance to soldering heat Max three 40 second reflows at +260°C, parts cooled to room temperature between cycles

Moisture Sensitivity Level (MSL) 1 (unlimited floor life at <30°C / 85% relative humidity)

Failures in Time (FIT) / Mean Time Between Failures (MTBF)

38 per billion hours / 26,315,789 hours, calculated per Telcordia SR-332

Packaging 500/13" reel; Plastic tape: 24 mm wide, 0.4 mm thick, 16 mm pocket spacing, 8.1 mm pocket depth

PCB washing Tested to MIL-STD-202 Method 215 plus an additional aqueous wash. See [Doc787_PCB_Washing.pdf](#).

Part number ¹	Inductance ² ±20% (nH)	DCR (mOhms) ³		SRF typ ⁴ (MHz)	Isat (A) ⁵			Irms (A) ⁶	
		min	max		10% drop	20% drop	30% drop	20°C rise	40°C rise
SLC1480-111ML_	110	0.15	0.21	130	110	128	130	64	83
SLC1480-131ML_	130	0.15	0.21	110	97	110	112	64	83
SLC1480-151ML_	150	0.15	0.21	108	88	95	97	64	83
SLC1480-171ML_	170	0.15	0.21	75	80	87	90	64	83
SLC1480-201ML_	200	0.15	0.21	68	65	72	76	64	83
SLC1480-231ML_	230	0.15	0.21	59	57	64	67	64	83
SLC1480-261ML_	260	0.15	0.21	50	50	57	61	64	83
SLC1480-301ML_	300	0.15	0.21	46	42	49	52	64	83
SLC1480-321ML_	320	0.15	0.21	42	38	44	48	64	83
SLC1480-441ML_	440	0.15	0.21	35	28	32	35	64	83

1. When ordering, please specify **packaging** code:

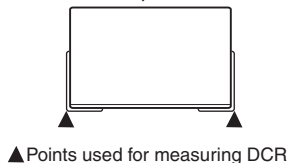
SLC1480-321MLD

Packaging: D = 13" machine-ready reel. EIA-481 embossed plastic tape (500 per full reel).

B = Less than full reel. In tape, but not machine ready. To have a leader and trailer added (\$25 charge), use code letter C instead.

2. Inductance tested at 100 kHz, 0.1 Vrms using an Agilent/HP 4284.

3. DCR is measured between the two points indicated below.



4. SRF measured using an Agilent/HP 8753ES network analyzer or equivalent.

5. DC current at 25°C that causes the specified inductance drop from its value without current. [Click for temperature derating information](#).

6. Current that causes the specified temperature rise from 25°C ambient. This information is for reference only and does not represent absolute maximum ratings. [Click for temperature derating information](#).

7. Electrical specifications at 25°C.

Refer to Doc 362 "Soldering Surface Mount Components" before soldering.

Irms Testing

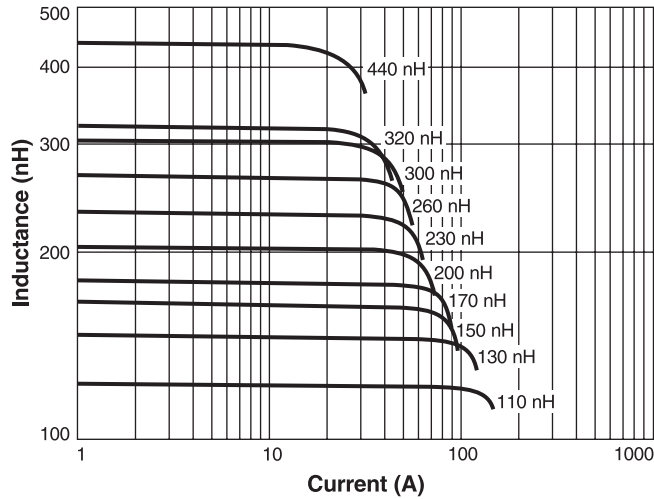
Irms testing was performed on 0.75 inch wide × 0.25 inch thick copper traces in still air.

Temperature rise is highly dependent on many factors including pcb land pattern, trace size, and proximity to other components. Therefore temperature rise should be verified in application conditions.

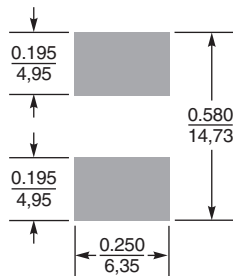
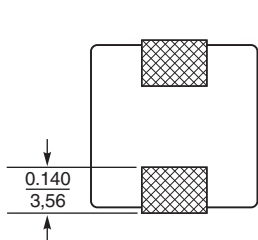
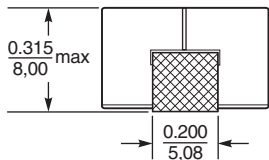
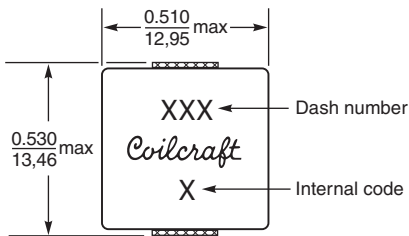
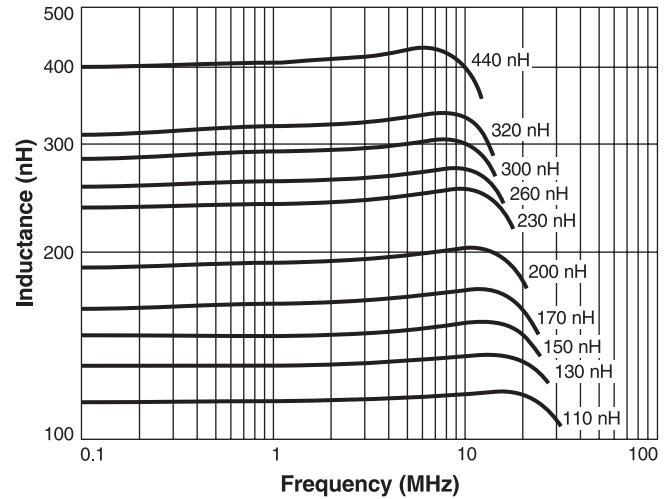


Shielded Power Inductors – SLC1480 Series

L vs Current



L vs Frequency



Dimensions are in $\frac{\text{inches}}{\text{mm}}$

Recommended Land Pattern



US +1-847-639-6400 sales@coilcraft.com
UK +44-1236-730595 sales@coilcraft-europe.com
Taiwan +886-2-2264 3646 sales@coilcraft.com.tw
China +86-21-6218 8074 sales@coilcraft.com.cn
Singapore + 65-6484 8412 sales@coilcraft.com.sg

Document 482-2 Revised 08/27/18

© Coilcraft Inc. 2018
 This product may not be used in medical or high risk applications without prior Coilcraft approval. Specification subject to change without notice. Please check web site for latest information.

Mouser Electronics

Authorized Distributor

Click to View Pricing, Inventory, Delivery & Lifecycle Information:

Coilcraft:

[SLC1480-201MLB](#) [SLC1480-171MLB](#) [SLC1480-131MLD](#) [SLC1480-231MLB](#) [SLC1480-441MLD](#) [SLC1480-111MLB](#)
[SLC1480-151MLD](#) [SLC1480-321MLB](#) [SLC1480-131MLB](#) [SLC1480-261MLD](#) [SLC1480-301MLB](#) [SLC1480-151MLB](#)
[SLC1480-111MLD](#) [SLC1480-171MLD](#) [SLC1480-441MLB](#) [SLC1480-261MLB](#) [SLC1480-201MLD](#) [SLC1480-321MLD](#)
[SLC1480-301MLD](#) [SLC1480-231MLD](#)